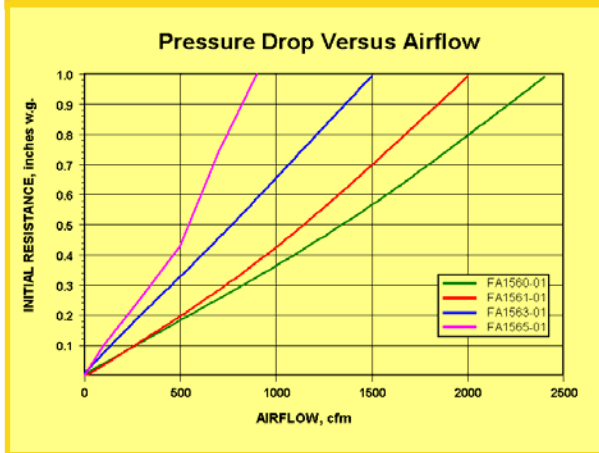


filtra 2000™

High-Capacity V-Style Absolute Filter with Airflow Capacity to 2400 CFM



Critical airflow and energy savings are optimized, operating at airflow capacities of up to 2400 cfm.

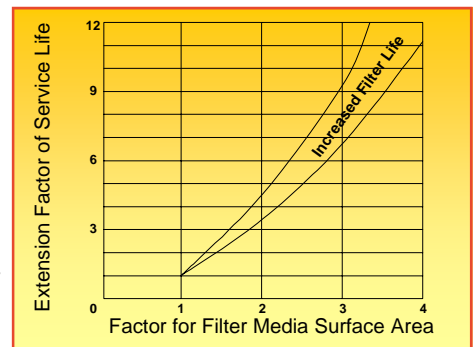


The Camfil Farr Filtra 2000™ provides high-efficiency particulate air filtration for critical application processes. With more than double the media of standard HEPA filters, critical airflow and energy savings are always optimized. Available in airflow capacities up to 2400, the Filtra 2000 includes:

- Wet-laid water-resistant micro fiber glass media capable of withstanding up to 99% relative humidity
- Multiple high-efficiency media packs in a V-bank design optimized for low configuration loss and optimum airflow
- Low initial resistance to airflow of 1.0" w.g. at rated capacity
- CMS™ - Exclusive *controlled media spacing*™, a Camfil Farr manufacturing method that ensures uniform airflow throughout the entire media pack
- Up to 431 square feet of media, resulting in lower average pressure drop, longer periods between changes and lower disposal costs. The Filtra 2000 may offer 3-4 times the life of a standard absolute filter
- A one-piece seamless urethane gasket to ensure a leak-free filter-to-holding mechanism seal. (A neoprene dove-tailed gasket is also available)
- Installs in any standard HEPA mounting system without modifications (may require alternate fasteners)
- Each unit is individually tested and certified (serialized on the product label) noting actual tested performance values.

The Camfil Farr Filtra 2000 applications include medical facilities, pharmaceuticals, semiconductor facilities, food processing plants and other locations where ultra clean air and critical filter performance is required.

Increasing filter surface area by 50% can increase filter life by 100%. A filter with twice the surface area can last 3 to 4 times as long.

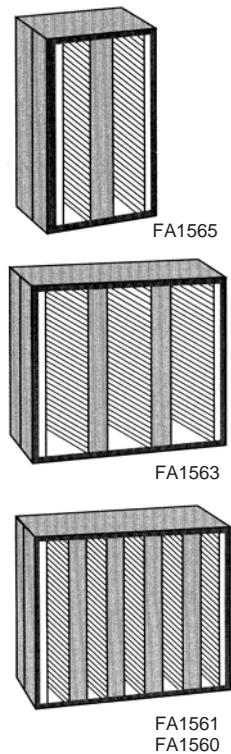


Camfil Farr	Product sheet
Filtra 2000™	1823 - 0606
Camfil Farr—clean air solutions	

PERFORMANCE DATA

FILTRA 2000™

Model	Efficiency	Nominal Size (inches)	Airflow (cfm)	Resistance @ Airflow (inches w.g.)	Media Area (sq. ft.)	Shipping Weight (lbs.)
FA 1565-03-01	95% @ 0.3 Micron	24 x 12 x 11.50	900	0.50	174	22
FA 1563-03-01		24 x 24 x 11.50	1500		237	26
FA 1561-03-01		24 x 24 x 11.50	2000		390	35
FA 1560-03-01		24 x 24 x 11.50	2400		431	40
FA 1565-01-01	99.99% @ 0.3 Micron	24 x 12 x 11.50	900	1.0	174	22
FA 1563-01-01		24 x 24 x 11.50	1500		237	26
FA 1561-01-01		24 x 24 x 11.50	2000		390	35
FA 1560-01-01		24 x 24 x 11.50	2400		431	40
FA 1565-02-01	99.999% @ 0.3 Micron	24 x 12 x 11.50	693	1.0	174	22
FA 1563-02-01		24 x 24 x 11.50	1155		237	26
FA 1561-02-01		24 x 24 x 11.50	1540		390	35
FA 1560-02-01		24 x 24 x 11.50	1848		431	40



DATA NOTES:

Dimensions are actual and do not include gasket.
 Maximum operating temperature 175° F (80° C). If neoprene gasket is used temperature limitation is 200° F (90° C).
 All materials are fire-retardant and self-extinguishing The Filtra 2000 meets UL 586 and UL 900 Class 2.
 IEST—Institute of Environmental Sciences & Technology. CEN conversions are available on the Camfil Farr web site.

Additional sizes are available. Consult factory for availability and pricing.
 Filtra 2000 filters are also available with gel-seal.

SPECIFICATIONS

1.0 General

- 1.1 - Air filters shall be absolute grade HEPA filters consisting of pleated media packs assembled in a V-bank configuration, polyurethane sealant, anodized aluminum enclosure and seamless sealing gasket.
- 1.2 - Sizes shall be as noted on enclosed drawings or other supporting materials.

2.0 Construction

- 2.1 - Filter media shall be micro fiber glass formed into minipleat pleat-in-pleat V-bank design.
- 2.2 - The media packs shall be potted into the enclosing frame with fire retardant polyurethane sealant.
- 2.3 - An enclosing frame of anodized extruded aluminum shall form a rugged and durable enclosure.

- 2.4 - A seamless sealing gasket shall be included on the downstream side of the filter to form a positive seal upon installation.

3.0 Performance

- 3.1 - Filter efficiency at 0.3 micron shall be (95%, 99.99%, 99.999%)* when evaluated according to the IEST Recommended Practice for applicable type. Each filter shall be labeled as to tested performance.
- 3.2 - Initial resistance shall not exceed 1.0" w.g. at rated capacity. (0.50" w.g. for 95%)*.
- 3.3 - Filter must be listed as UL 586 and UL 900 Class 2 per Underwriters Laboratories.
- 3.4 - Manufacturer shall provide evidence of facility certification to ISO 9001:2000.

* Items in parentheses () require selection.

Camfil Farr has a policy of uninterrupted research, development and product improvement. We reserve the right to change designs and specifications without notice.

Camfil Farr, Inc.
 United States Tel: (973) 616-7300 Fax: (973) 616-7771
 Canada Tel: (450) 629-3030 Fax: (450) 662-6035
 E-mail: camfilfarr@camfilfarr.com

© Camfil Farr <http://www.camfilfarr.info>
<http://www.camfilfarr.com>

